

Welcome to Embark Plus

Dr. Melissa King, Director of Early Learning

August 2015



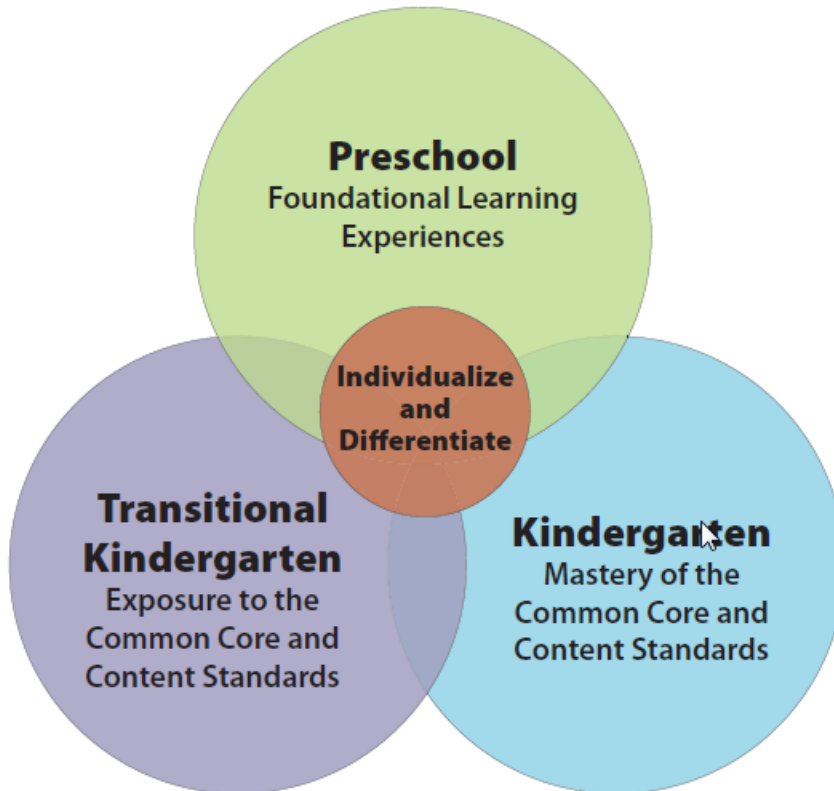
- How do 21st century young children experience world?
- How do we meet them where they are?
- Why transitional kindergarten for preschool kids?
- Why use Embark for TK instruction?





- Transitional kindergarten in California is the first year of a two-year program that provides a “modified kindergarten curriculum that is age and developmentally appropriate” (*Education Code* Section 48000).
- Entering kindergarten at an older age is one early predictor for student success.
 - “Students who are older when they enter kindergarten have better elementary math and reading scores. These effects appear to persist into eighth grade, albeit with smaller magnitudes” (Cannon and Lipscomb, 2008).
- Starting kindergarten at an older age will allow children to further develop their social and emotional skills and be ready to actively engage in academics at the kindergarten level. Deficiencies in these areas tend to inhibit learning in younger kindergarten students, which causes them to fall behind academically.

Figure 1: Continuum of Development

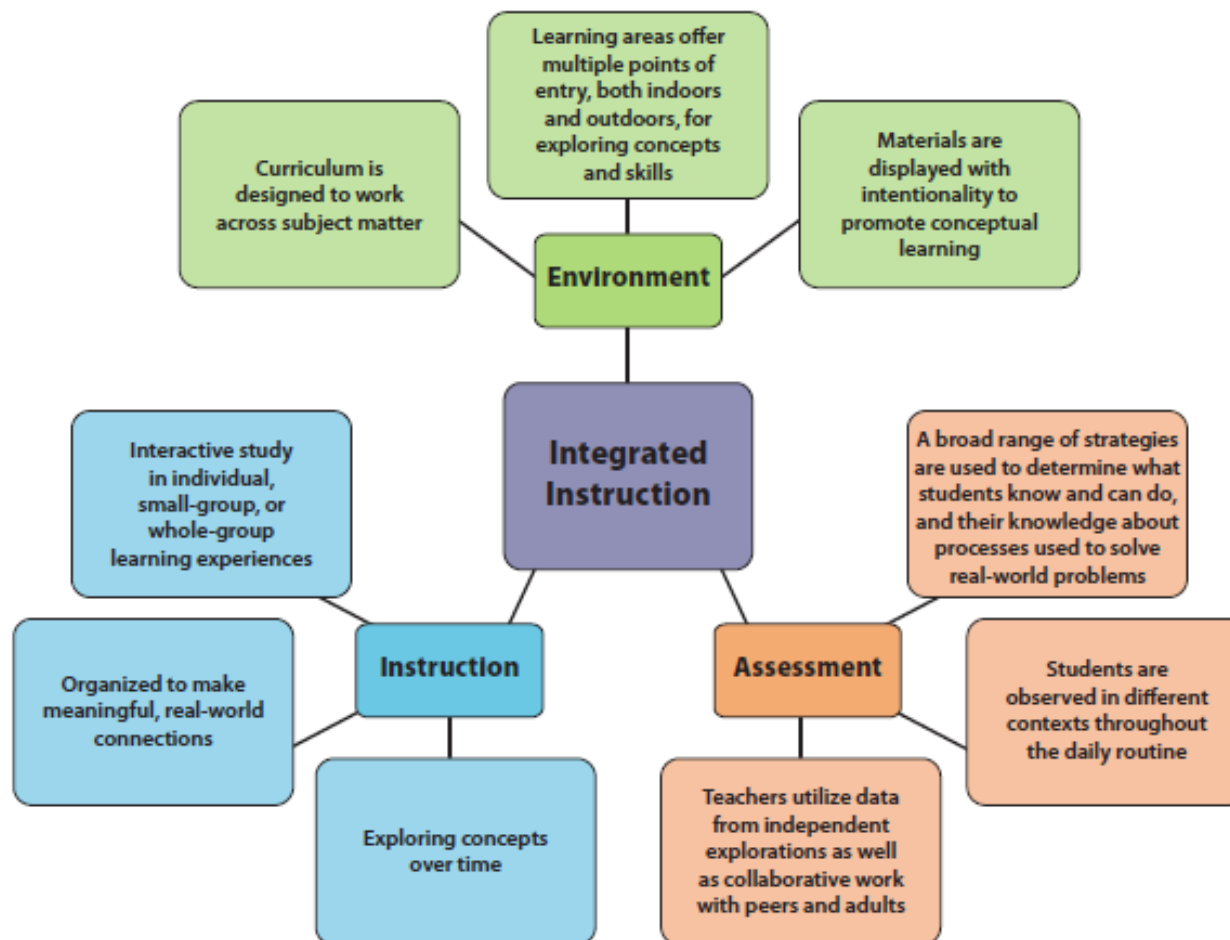


Recommended: Universal Design for Learning

- An approach that embraces UDL can help TK teachers address the diverse needs of learners in transitional kindergarten.
- UDL model considers three principles for learning opportunities:
 - (1) multiple means of engagement
 - (2) multiple means of representation
 - (3) multiple means of expression

TK teachers understand developmental trajectories of their students and identify learning standards that align with students' assessed needs and effective instructional strategies. TK teachers create cohesive curriculum plans that reflect individual and group learning needs.

Figure 2: Integrated Instruction



What's the Scoop? Why Embark?



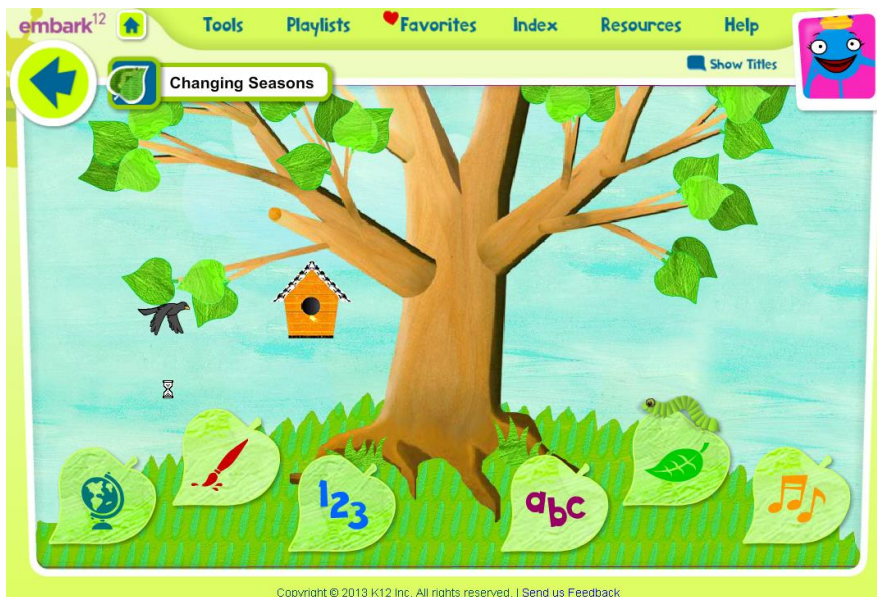
- Comprehensive kindergarten readiness program
- Integrated content delivered in thematic units
- Blended learning model
Online + Hands-on
- Interdisciplinary
Academic content in six subjects
- Engaging interactive activities for young children (3 - 6 years of age)
- Supports developmentally appropriate practice (NAEYC standards)
- Designed to invigorate children's desire to learn
- Award-winning, research-based product



//CODiE//
2014 SIIA CODiE FINALIST



Embark Content



Example: Our World Theme

Language Arts	Math	Social Studies	Science	Music
				Art



Language Arts	Language Arts	Language Arts	Science	Science	Music
Language Arts	Language Arts	Language Arts	Science	Science	Art
Math	Math	Math	Social Studies	Social Studies	Music
Math	Math	Math	Social Studies	Social Studies	Art

Embark Modules and Tools



Copyright © 2013 K12 Inc. All rights reserved. | Send us Feedback



Embark Materials





Online	Offline
<p>Pre-K Learning Environment (user interface)</p> <p>Interactive Whiteboard Activities (embedded in learning modules)</p> <p>Instructional Resources (for Teacher and learning Coach)</p> <p>Audio Player (for songs)</p>	<p>Children's Literature (one book per theme)</p> <p>I Am Special (booklet, one per child)</p> <p>Physical Materials (for hands-on activities)</p> <p>Guided Writing Sheets (for letter and numeral practice)</p>
	Teaching Guides (one per theme)



flashcards

I Am Special booklet



Read-aloud books

Embark¹² Comprehensive Materials Summary for VAs



Materials Kits

In addition to the online program, Embark¹² Comprehensive includes these materials:

Basic Kit <i>Unique Embark¹² Materials only available from K12</i>	Upgrade Kit 1 <i>19 Children's Literature selections</i>	Upgrade Kit 2 <i>Manipulatives and materials for hands-on activities</i>	Guide Kit <i>Full color, spiral bound copies of step-by-step teaching instructions</i>
EMB970	EMB920	EMB930	EMB940
Includes: Embark ¹² Flashcards Embark¹² I Am Special Book Getting Started with Embark ¹² Comprehensive Flyer	Includes: <i>A House is a House for Me</i> by Mary Ann <u>Hoberman</u> <i>Brown Bear, Brown Bear, What Do You See?</i> by Eric Carle <i>Chicka, Chicka, Boom, Boom</i> by Bill Martin <i>Each Peach Pear Plum</i> by Allan <u>Ahlberg</u> <i>Eating the Alphabet</i> by Lois <u>Ehlert</u> <i>Frederick</i> by Leo <u>Lionni</u> <i>Harold and the Purple Crayon</i> by Crockett Johnson <i>Is Your Mama a Llama?</i> by Deborah <u>Guarino</u> <i>Jesse Bear, What Will You Wear?</i> by Bruce <u>Degen</u> <i>Jump Frog Jump</i> by Robert Kalan <i>My Five Senses</i> by Margaret Miller <i>Swimmy</i> by Leo <u>Lionni</u> <i>The Cake That Mack Ate</i> by Rose <u>Robart</u> <i>The Clock Struck One</i> by Trudy Harris <i>The Little Engine That Could</i> by <u>Watty</u> Piper <i>The Reasons for Seasons</i> by Gail Gibbons <i>The Runaway Bunny</i> by Margaret Wise Brown <i>What the Sun Sees, What the Moon Sees</i> by Nancy <u>Tafari</u> <i>What's the Weather Today?</i> by Allan Fowler	Includes: American flag Attribute blocks Colored buckets (set of 6) Counting Bears (set of 80) Eyedropper Foam Number Dice (set of 6) Inflatable Globe (K-2) Magnetic Wand Magnifying Glass Mirror, Acrylic Sphere (2.5" ball) Tactile alphabet letters (lowercase) Tactile alphabet letters (uppercase) Tactile numbers set U.S./World Folding Map (K-2) <u>Unifix</u> Cubes (set of 100)	Includes: Theme 1: I Am Special Guide Theme 2: Family and Friends Guide Theme 3: Weather and Calendar Guide Theme 4: My Five Senses Guide Theme 5: Hats, Shoes, and More Guide Theme 6: How Big? Guide Theme 7: Our World Guide Theme 10: Where We Live Guide Theme 11: Lunchtime Guide Theme 12: People and Places Guide Theme 13: Green All Around Guide Theme 14: Changing Seasons Guide Theme 15: From Here to There Guide Theme 16: Earth and Sky Guide Theme 17: What Time Is It? Guide Theme 18: American Symbols and Holidays Guide

Key: Reclaimed Materials | **Consumable Materials**

- 18 thematic units
 - More than 16 hours of content per unit
 - 39,000 minutes of learning activities
 - Content is delivered in modules (similar to lessons)
- 504 instructional modules
 - Modules contain 2 – 5 activities (online + offline)
 - Each module is 40 - 60 minutes of learning
 - Morning Meeting (circle time) plans for every unit
 - Songs, poems, rhymes, and finger plays
- Children's literature (one anchor book/unit)
 - High-quality read-aloud books
- Free Reading and Journal Writing every day
- Tools Exploration 3 x/week

Embark Plus Courses & Schedule



Course	Lessons Per Theme/Unit	Suggested Days of Week	Lesson Minutes	# Lessons Total	Yearly Instructional Minutes	Hours
Embark Plus Language Arts	6 (3 per week)	M W F	60	108	6,480	108
Embark Plus Math	6 (3 per week)	M W F	60	108	6,480	108
Embark Plus Science	4 (2 per week)	T Th	60	72	4,320	72
Embark Plus Social Studies	4 (2 per week)	T Th	60	72	4,320	72
Embark Plus Music	4 (2 per week)	T Th	20	72	1,440	24
Embark Plus Art	4 (2 per week)	T Th	20	72	1,440	24
Embark Plus Tools Exploration	6 (3 per week)	M W F	20	108	2,160	36
Embark Plus Free Reading and Journal Writing	10 (5 per week)	M T W Th F	30	180	5,400	90
Embark Plus Physical Education	Attendance only (every day)	M T W Th F	20	180	3,600	60
Embark Plus Circle Time	Attendance only (every day)	M T W Th F	20	180	3,600	60
			Total Instructional Minutes:		39,240	654

6 Academic Courses in OLS

- Attendance
- Planning
- Progress
- 1-screen lesson with directions for accessing Embark content
- Assessment per lesson
- Embark Content

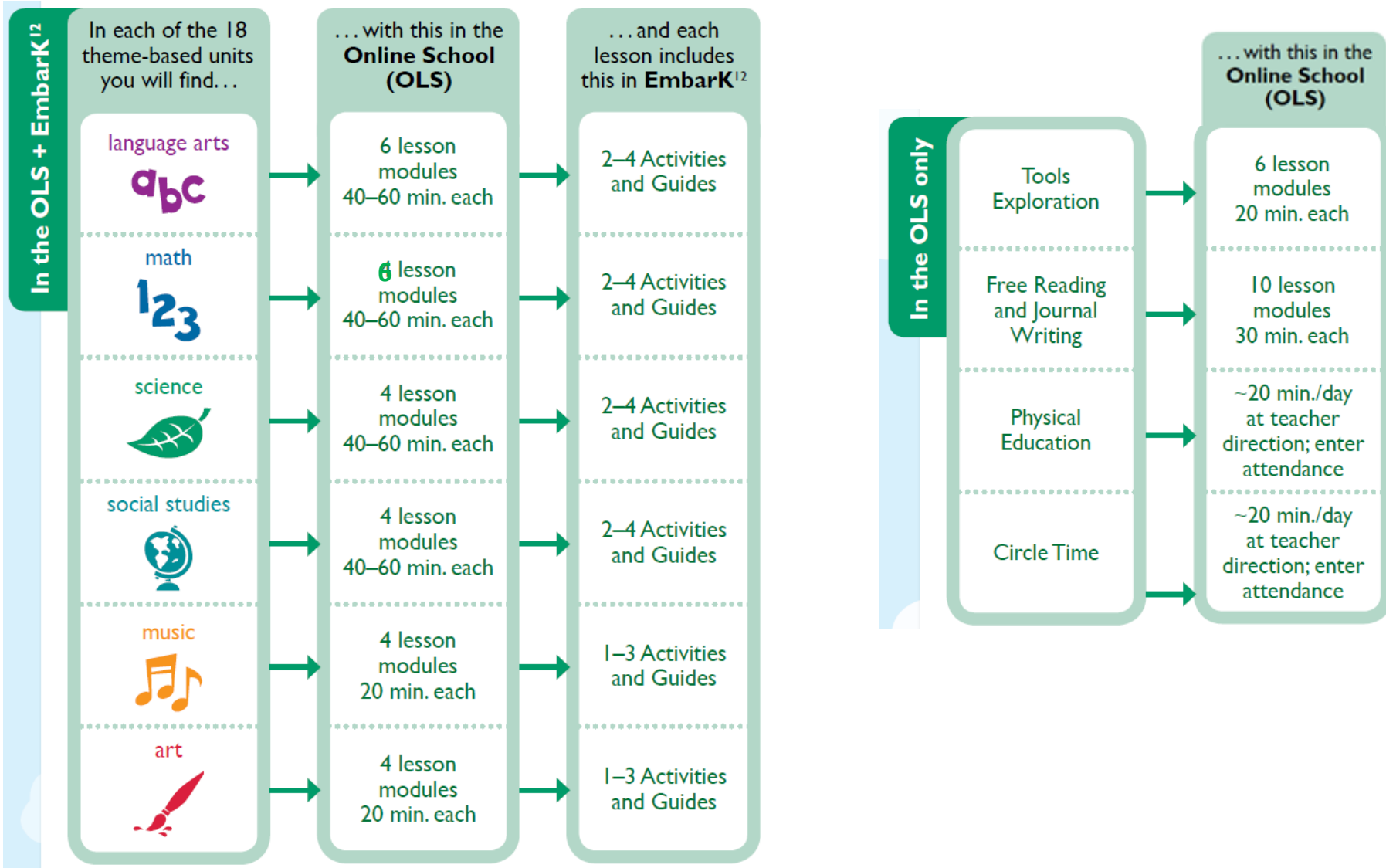
2 “Super-Lite” Courses

- Attendance
- Planning
- Progress
- 1-screen lesson with repeated general instructions + mark complete
- **Note:** may combine Free Reading + Journal Writing to reduce perception of course load

2 Attendance-Only Courses

- Attendance
- No content (teacher-directed / sync)

Embark Plus Structure



Login to the OLS with Username and Password



https://login-learn.k12.com/accessui/login.do?_actionName=view



Welcome to the K¹² Online School

Log in to access the online school.

Login

Log in now using your K¹² online account (If you are a new user who enrolled online, please use your existing account).

User Name:

[Forgot user name?](#)

Password:

[Forgot password?](#)

Log In

The dashboard for Ben Graff shows a top navigation bar with links for Home, Plan, Progress, Courses, K-Mail, Community, and Help. A sidebar on the left contains notifications: 'You have no new K-Mail messages' and 'You have no announcements'. The main content area is titled 'TODAY'S TO DO LIST' for Wednesday, July 29, 2015, and includes sections for Attendance (234 missing days), Class Connect (upcoming sessions), and Advance Prep (upcoming prep). Below this is a 'MY STUDENTS' section listing Student 1 and Student 2, both associated with 'Demo LMS', with links to their Daily Plan, Weekly Plan, Progress, Courses, and Lessons. A 'Quick Links' sidebar on the right lists resources like Family Directory, Class Connect Sessions, and Study Island. A 'Go mobile!' banner at the bottom right promotes K12 mobile apps.

Welcome, Ben Graff

My Account ▾ | Change User | Log Out

Home Plan ▾ Progress ▾ Courses ▾ K-Mail ▾ Community ▾ Help ▾

You have no new K-Mail messages

You have no announcements

TODAY'S TO DO LIST

Wednesday, July 29, 2015

- Attendance**
Enter Attendance (234 missing days)
- Class Connect**
See Upcoming Class Connect Sessions
- Advance Prep**
Check Upcoming Advance Prep

MY STUDENTS


Student	School
Student 1 Daily Plan Weekly Plan Progress Courses ▾ Lessons ▾	Demo LMS
Student 2 Daily Plan Weekly Plan Progress Courses ▾ Lessons ▾	Demo LMS

Quick Links








- Family Directory
- Class Connect Sessions
- Contact Our Teachers
- My Info
- Study Island
- Grolier's Encyclopedia
- embark¹²


Learn on the go!
Check out free K12 mobile apps on iTunes, Google Play, and Amazon Appstore.


[Learn More](#)


**Welcome, Student 1**

File Sharing | My Account | Change User | Log Out

 Home  Plan  Progress  Courses  K-Mail  Community  Help

 You have no new K-Mail messages

 You have no new files

 You have no announcements














TODAY'S TO DO LIST Thursday, July 9, 2015

CLASS CONNECT SESSIONS

There are no Class Connect Sessions for today.


.....

LESSON SHORTCUTS

-   Embark Plus Free Reading and Journal Writing
-   Embark Plus Science
-   Embark Plus Social Studies
-   Embark Plus Art
-   Embark Plus Music
-  Embark Plus Math
-  Embark Plus Language Arts
-  Embark Plus Tools Exploration

Quick Links

- * [Go to File Sharing](#)
- * [Class Connect Sessions](#)
- * [Contact My Teachers](#)
- * [Materials I'll Need](#)
- * [Get Ready with Advance Prep](#)
- * [Study Island](#)
- * [Grolier's Encyclopedia](#)
- * [embark¹²](#)

**Go mobile!**

Learn on the go!
Check out free K12 mobile apps on iTunes, Google Play, and Amazon Appstore.

[Learn More](#)

Online Experience Flow (1 of 2)

Core Academic Subjects



Embark Plus Language Arts

Course Progress

▼ Unit List

- 1: I Am Special Language Arts
- 2: Family and Friends Language...
- 3: Weather and Calendar Language...
- 4: My Five Senses Language Art...
- 5: Hats, Shoes, and More Language...
- 6: How Big? Language Arts
- 7: Our World Language Arts
- 8: Looking at Animals Language...
- 9: Is It Real? Language Arts
- 10: Where We Live Language Art...
- 11: Lunchtime Language Arts
- 12: People and Places Language...

Unit 8: Looking at Animals Language Arts Current Lesson

Lesson List Materials Objectives

Lesson List	Materials	Objectives
1: Animals in a Story		Lesson Checkpoint: Not Taken
2: More Animals in a Story		Lesson Checkpoint: Not Taken
3: Learn Animal Sounds		Lesson Checkpoint: Not Taken
4: Three Letters: H, Q, and U		Lesson Checkpoint: Not Taken
5: Letters and Body Coverings		Lesson Checkpoint: Not Taken
6: Animals in Action		Lesson Checkpoint: Not Taken

Lesson 1: Module 1: Animals in a Story

Today you will complete:

Unit 8: Looking at Animals Language Arts Module 1: Animals in a Story

To begin, open <http://embark.k12.com>.

This module should take about 60 minutes: 40 minutes for the main activities + 20 minutes for the Extension Activities.

Don't forget to read the Guide for this Module before you start:

[Embark | Looking at Animals | Language Arts | Module 1 Guide](#)

Once you have finished all the activities, go to the next screen to enter your student's responses to the Assessment Focus questions from the Guide.



Login

Welcome to embark[®].

Note: this site can only be used to access embark[™]. If you want to access other K[™] courses, please visit K12.com

Login

Use your K[™] user name to log in to embark[™].

User Name:

Pass:

Copy

Embark Comprehensive

1: I Am Special
2: Family and Friends
3: Weather and Calendar
4: My Five Senses
5: Hats, Shoes, and More
6: How Big?
7: Our World
8: Looking at Animals
9: Is It Real?
10: Where We Live
11: Lunchtime
12: People and Places

Looking at Animals

Looking at Animals - Language Arts

1: Animals in a Story
2: More Animals in a Story
3: Learn Animal Sounds
4: Three Letters: H, Q, and U
5: Letters and Body Coverings
6: Animals in Action

Online Experience Flow (2 of 2)

Core Academic Subjects



LANGUAGE ARTS Module 1

Animals in a Story

Overview

Activity	Mode	Duration
Is It an Animal?	ONLINE	10 minutes
Introduce Brown Bear, Brown Bear	OFFLINE	15 minutes
Read Brown Bear, Brown Bear	OFFLINE	15 minutes

Materials

Brown Bear, Brown Bear, What Do You See? by Bill Martin Jr. and Eric Carle

Vocabulary

animal	human
black	white
brown	

Objective

- Increase oral language skills
- Increase comprehension skills
- Identify and name animals
- Listen and understand what is said
- Give visual feedback
- Use visual aids
- Activate prior knowledge
- Use adjectives

LANGUAGE ARTS Module 1

ASSESSMENT FOCUS

- Can the student name and identify common animals in the online activity?
- Does the student identify and name animals in the story?
- Does the student describe animals in the story by their color in the illustrations?
- Does the student use elements of the illustrations to tell what might happen in the book?
- Does the student use colors or actions in the illustrations to confirm the content of the questions and answers in the text?

Extension Activities

- Review the illustration of each animal in *Brown Bear, Brown Bear, What Do You See?* focusing on the main color of the animal depicted. For each one, ask, "Have you seen other [bears] that are [brown]? What other animals can you think of that are [brown]?" For the purple cat and blue horse, discuss why the illustrator or author might have chosen these colors instead of more realistic ones. Have students draw and color an animal of their choice. Note that they may choose a color that the animal would not really be.
- Reread *Brown Bear, Brown Bear, What Do You See?* focusing on rhyming

Unit 1 | Lesson 1

Lesson Checkpoint: LA Module 1 Animals in a Story Checkpoint

1. Can the student name and identify common animals in the online activity? (3 pt)

☐ A. Demonstrates Proficiency (all correct)

☐ B. Shows Progress (mostly correct)

☐ C. Just Beginning (few correct or minimal understanding)

☐ D. Could Not Answer or None correct

2. Does the student identify and name animals in the story? (3 pt)

☐ A. Demonstrates Proficiency (all correct)

☐ B. Shows Progress (mostly correct)

☐ C. Just Beginning (few correct or minimal understanding)

Morning Meeting (e.g., Circle Time)

- Regular routine to start the day
- Daily opportunity to:
 - Greet and engage with students and parents
 - Practice calendar concepts
 - Describe today's weather
 - Introduce content for the day
 - Show book(s) that will be shared
 - Enjoy language with rhymes, chants, songs, finger plays
 - Have fun with words, patterns, music, and movement
 - Make content come alive
- Technology support for virtual circle time
 - Document camera
 - Webcam

How do teachers know what to do?



Suggestions in the front of each Embark Guide

Morning Meeting for Green All Around

Overview

To begin the Morning Meeting, use the Calendar to identify the date, month, and day of the week with students. Use the Weather Station to focus on the day's weather and recent changes in the weather. Then select from the following rhymes, songs, and finger plays to focus students' attention and connect to the activities planned for this day.

Select one or two of the rhymes, songs, and finger plays for the first day of the unit. Then repeat some of those on each day that you meet. When students are ready for more, introduce a new poem or song on the days that follow. Students will become familiar with the rhythmic language and the songs as you proceed through the unit.



Rhymes

Students will enjoy the clear rhyme and rhythmic patterns of the following nursery rhymes. Recite them for students. Then invite students to recite them along with you.

Rhyme

- I. Five red apples high in a tree,
One looked down and winked at me.
I shook the tree as hard as I could,
One fell down . . . m-m-m it was good.

Ideas for Use

Use this adaptation of a traditional rhyme when students explore plants they eat. Substitute other foods that grow on trees, such as peaches and oranges.

Songs

Here are some songs to begin the day. Teach students the words and the melody. Then have fun making up new verses as you continue singing.

Song

4. I'm a little daisy,
Tall and slim.
(stand on tiptoes)
Here are my petals,
(place hands on side of head and wiggle fingers)
Here is my stem.
(hold arms down at sides of legs)
When the sun comes up,
(make sun with arms)
And the rain comes down,
(flutter hands to floor like rain and end in crouching position)
I grow, grow, grow, up from the ground!
(slowly raise up bring hand over head)

Ideas for Use

Help students enjoy acting out and singing these lyrics by an unknown author to the melody of "I'm a Little Teapot." Use them to reinforce ideas about what plants need to live and grow.

- Embark Plus includes 10 courses; some are attendance only.
- A welcome video provides a helpful overview.
 - This launches automatically at first login.
- You must access the Embark website to locate learning activities.
- An introductory video is available for each of the 6 academic subjects.
 - This is located in the first module of unit 1 for each subject.
 - The video is a helpful overview, and it should be viewed first.
 - When you first open up the program in the OLS, the cursor may not be on the first unit or the specific unit the user wants. Look in left nav bar to check.
- Assessments are offered for each of the 6 academic subjects.
 - These must be answered by an adult.
- Required materials and objectives are listed for each “lesson”
 - This is equivalent to an Embark module.
- All Embark content and tools are always available.
 - You can view modules and activities multiple times.
 - You can also skip modules and activities.

- Assessments are available for every Embark module.
 - To report student progress, parent will respond to online assessment questions with 4-point scale
 - This creates a cumulative record of individual progress in the OLS
- Assessment checklists at the unit level (by subject) can also be used.
 - These checklists reflect student performance on target concepts and skills.



- Parents as partners
 - What you already know about making this work well
 - How will TK be the same or different from other courses you teach?
- Communication links
 - Helping them understand how to use of Embark effectively
 - Onscreen audio narration, ongoing dialogue, interactivity, follow-up
- Assessment and progress
 - Reporting strengths and weaknesses with cognitive skills
 - Including socio-emotional factors
- Read-aloud engagement
 - Early literacy and basic communication
- At-home activities for learning
 - Everyday, routine stuff
- Children's experiences with peers
 - Value of same-age interaction
- Thematic newsletter for each unit
 - In English and Spanish



Questions about Embark Plus?

Play is often talked about as if it were a relief from serious learning. But for children, play is serious learning. Play is really the work of childhood. Fred Rogers

As needed, please reach out to:

Rachael Rogers rrogers@caliva.org

Amy Maxwell amaxwell@caliva.org

Melissa King mdking@k12.com